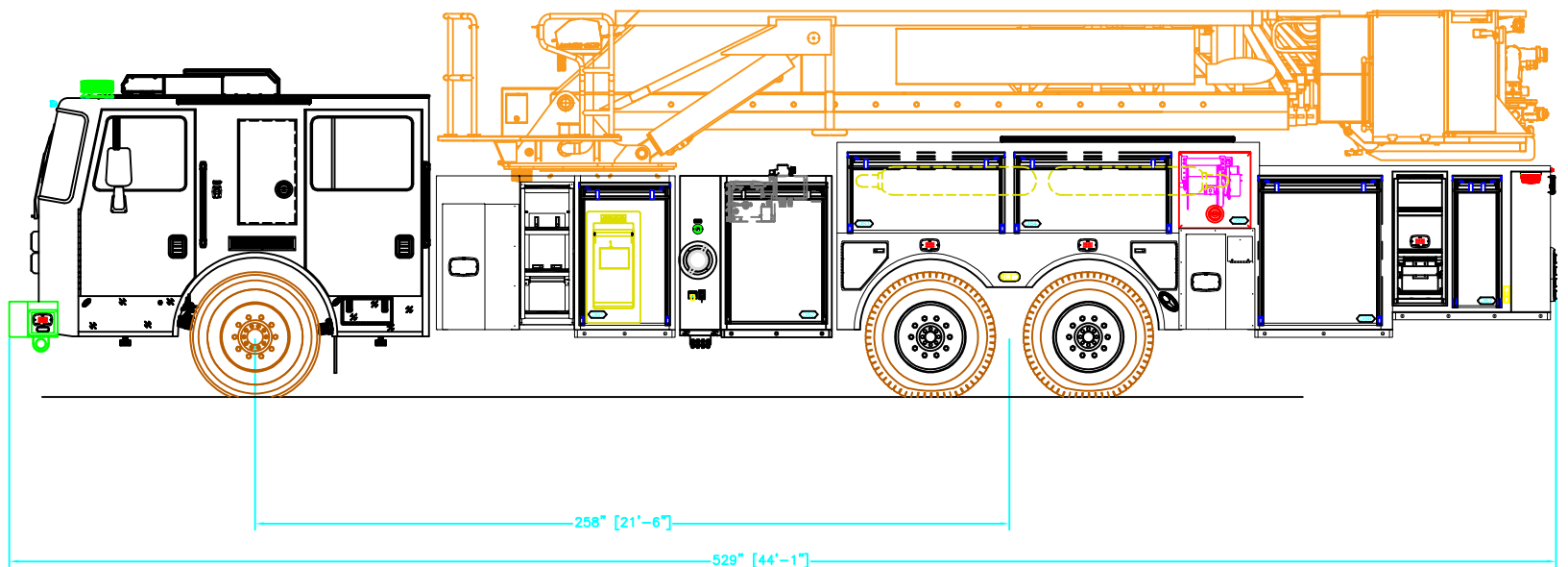

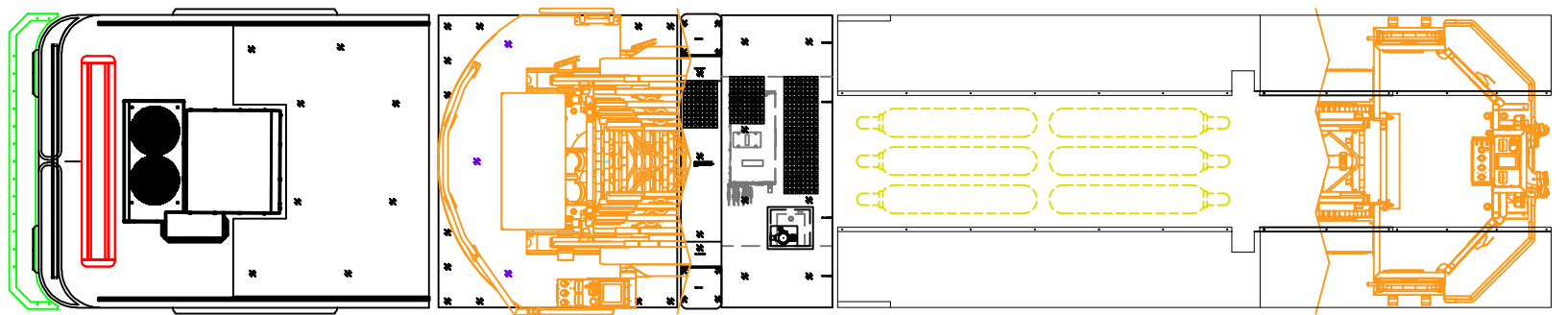


CAB INTERIOR PLAN VIEW



DIMENSIONS ARE APPROXIMATE & MAY VARY DUE TO BUILD ADJUSTMENTS			
SCALE	DWG SIZE	DRAWN BY	DATE
NONE	B	J.BOROVES	14JAN2021
APPROVED BY			
84' MID MOUNT PLATFORM			
HAZLETON CITY, PA			
A	6/21/2021	REVISED AS PER PRE-CON LETTER	MAB
SYM	DATE	REVISION DESCRIPTION	APP'D
SALES ENGINEER : MARK_BOYLE			

DIMENSIONS ARE APPROXIMATE & MAY VARY DUE TO BUILD ADJUSTMENTS			
SCALE	DWG SIZE	DRAWN BY	DATE
NONE	B	J.BOROVES	14JAN2021
APPROVED BY			
84' MID MOUNT PLATFORM			
HAZLETON CITY, PA			
GSO# 11412			

