



### Chassis

- Spartan S-180 Program - Model 2107 Pumper
- Metrostar LFD cab w 10 in raised roof
- Cummins L9 450 HP Motor
- Allison 3000 EVS Transmission
- 21 inch extreme duty front bumper
- Seating capacity for 6
- 177.5 inch wheelbase
- Whelen Pioneer Front Brow Light
- Cab Extension Compartments

### Plumbing

- Side operators control panel
- Hale DSD 1500 gpm pump
- 750 gallon water / 20 gallon foam cell
- 6" right and left master intakes
- Two 1.75 inch and One 2.5 inch crosslays
- TFT Radius Deck Gun
- One 4 inch Master Discharge
- Front suction intake
- Front bumper discharge

### Body

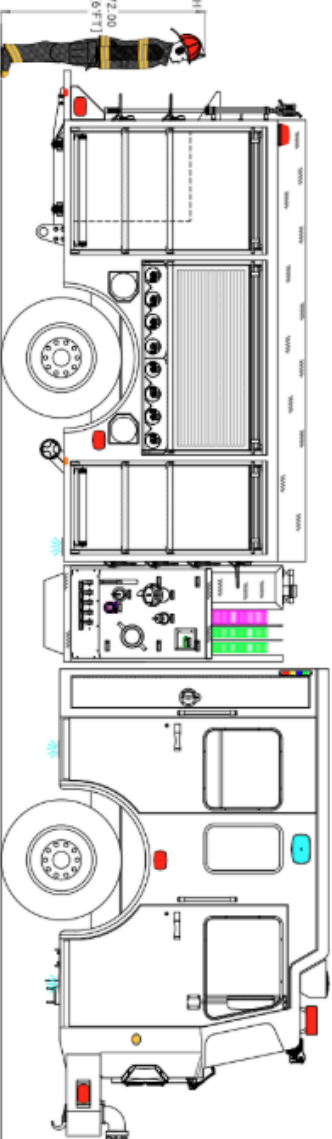
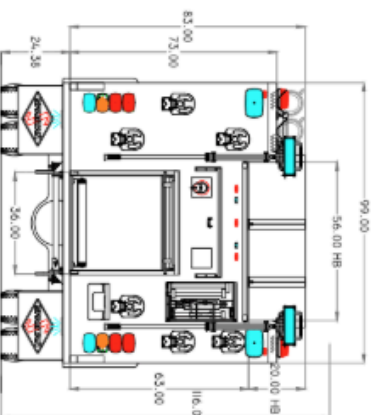
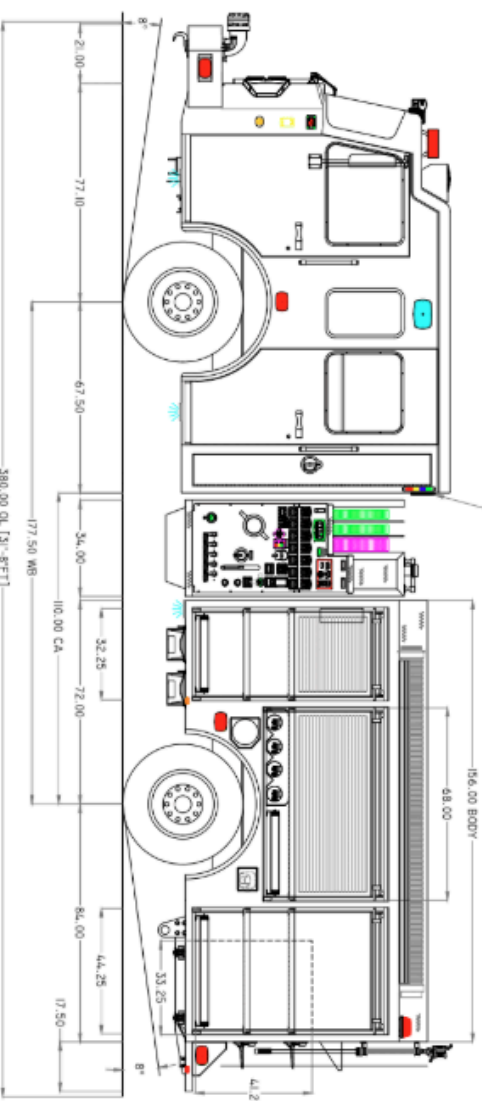
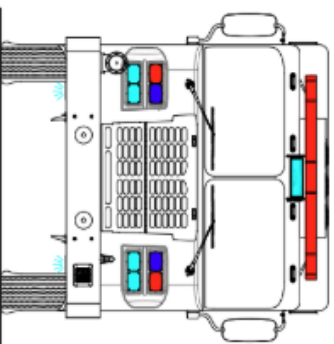
- Aluminum body construction
- ROM Roll Up Doors
- Ground ladders in rear pocket
- Whelen emergency and scene lighting
- Easily outfitted to be a squad or rescue pumper

**CAMPBELL**  
**Supply Company**

(732) 287-1500  
[WWW.CAMPBELLSUPPLY.COM](http://WWW.CAMPBELLSUPPLY.COM)

# RIVER PLAZA HOSE GO.

Technical drawing of the interior layout of a motorhome, showing the front view. The layout includes a front seating area with two seats, a central table, and a kitchen area with a sink, stove, and refrigerator. The drawing is labeled with dimensions and components.



CLASS:	SARTAN METRO STAR LTD 10' RR
ENGINE:	CUMMINS L9 450 HP
TRANSMISSION:	ALLISON 3000 EVS
AXLES:	F 20,000 LB / R 27,000 LB
MODEL:	2107
MATERIAL:	750 GALLONS / 20 GALLONS
PUMP:	HALE DSD 1500 GPM
FOAM SYSTEM:	N/A
GENERATOR:	OPTIONAL

DOOR FRAMED OPENINGS	
COMPARTMENT	DOOR FRAMED OPENING
L1	32.25'-W x 68.0'-H
L2	66.0'-W x 43.0'-H
L3	44.25'-W x 68.0'-H
R1	32.25'-W x 68.0'-H
R2	68.0'-W x 43.0'-H
R3	44.25'-W x 68.0'-H
B1	36.0'-W x 36.875'-H

### LADDER PACKAGE

- STORAGE FOR**
- (1) Doo-Safety 24 FT., 2 SEC. 900A
  - (1) Doo-Safety 16 FT. MOFF. 715A
  - (1) Doo-Safety 10 FT. ATTIC. 585A

### Storage For

## CUSTOMER

THIS DRAWING IS A CLOSE APPROXIMATION OF YOUR FIRM'S  
APPROVAL. IN ALL CASES WHERE THE DRAWING AND THE  
WRITTEN SPECIFICATION DIFFER, THE SPECIFICATION SHALL  
PREVAIL. PLEASE WORK WITH YOUR DEALER TO ASSURE THAT  
THE WRITTEN SPECIFICATION REPRESENTS WHAT YOU WANT IN  
YOUR FINISHED PRODUCT. SPARTAN EMERGENCY RESPONSE  
BUILDS TO THE WRITTEN SPECIFICATION, NOT THE DRAWING.  
TO ASSURE THAT YOUR NEEDS ARE MET.

THE INFORMATION CONTAINED IN THIS DRAWING IS THE SOLE PROPERTY OF SPARTAN EMERGENCY RESPONSE. ANY REPRODUCTION IN PART OR AS A WHOLE WITHOUT THE WRITTEN PERMISSION OF SPARTAN EMERGENCY RESPONSE IS PROHIBITED. SPARTAN MOTORS USA, INC. D/B/A SPARTAN EMERGENCY RESPONSE.

Rev	Date	Description	Name
2	12/06/22	ENG. UPDATES	AN
1	5/30/22	ENG REVIEW	JM/AN
0	1/31/22	UPDATED FROM - 09	WC

SCALE: NOT TO SCALE

**CUSTOMER:**

TRUCK NUMBER:	DEALER
MODEL 2107-10	