



Chassis

- Predator LFD Cab w 24" Raised Roof
- Cummins L9 400 HP
- Allison 3000 EVS Transmission
- 24" Bumper
- Seating Capacity: 6
- 241.5" Wheelbase
- HiViz Firetech Front Brow Light

Plumbing

- Enclosed Side Operators Control Panel
- Waterous CX 1500 GPM Pump
- 750 gal water 50 gal foam
- 6" Right and Left side master intakes
- (2) 1.75" Speedlays
- Left and Right Auxiliary Inlets
- Front Suction Intake
- Front Bumper Discharge
- (1) 4" Master Discharge
- (1) 2.5" Rear Discharges
- Akron Deck Master 3440 Deck Gun
- Pneumax CAPS with Foam Pro 2002

Body

- Five Compartment Walk Around Rescue Style Body
- 3/16" Aluminum Construction
- Enclosed Ladder Storage Above Frame Rails
- Right and Left Side Full Height 29" Deep Compartments
- 29" Wide Coffin Compartments with Rear Access Ladder
- Smart Storage Wheel Well Compartments
- Amdor Roll Up Doors
- Whelen Emergency Lighting
- Fire Research Side Scene Lights
- Wil-Burt Light Tower

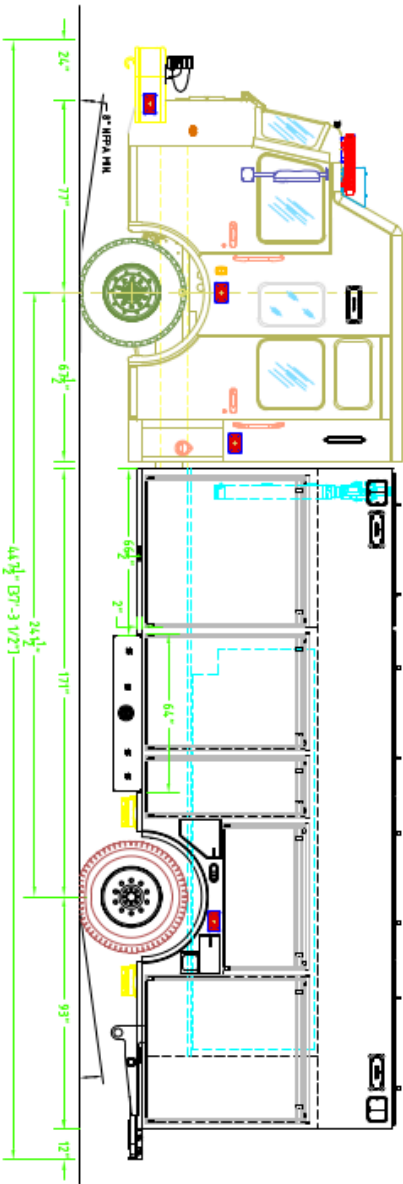
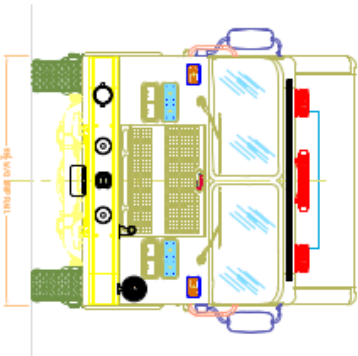
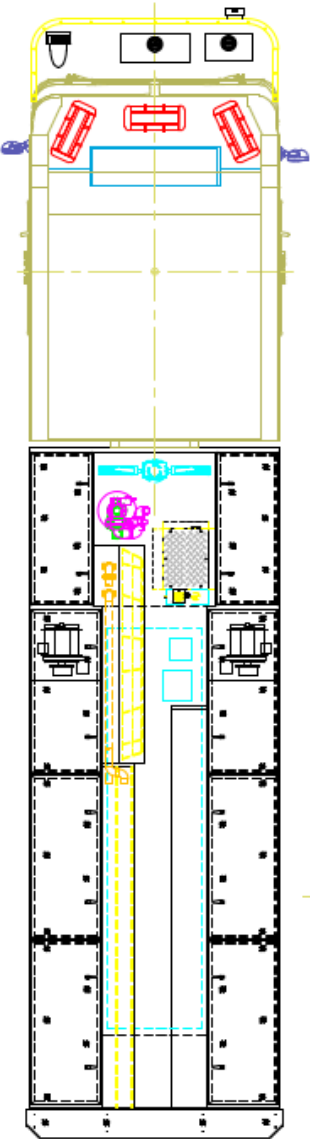
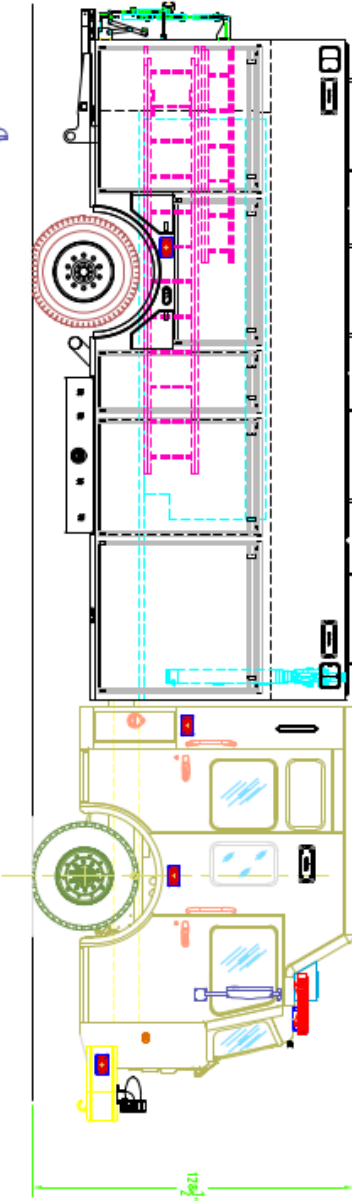
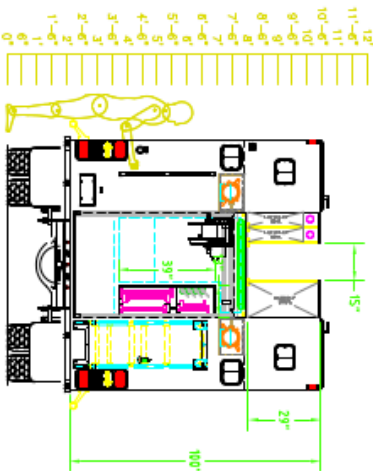
CAMPBELL
Supply Company

(732) 287-1500
WWW.CAMPBELLSUPPLY.COM

CAMPBELL

Supply company

WILLOW GROVE



CAB: 99" W KME PREDATOR LPD 24" RR ALUM
ENGINE & TRANS: CUMMINS L9 450 HP/ALLISON 3000 EVS
AXLES: 24,000# STEER/FRONT/33,500# REAR
PUMP: WATEROUS CX 1500 GPM SINGLE STAGE
WATER TANK: 750 GALLONS POLY W/50 FOAM
BODY TYPE: 264" S COMPT W/A 3/16" ALUMINUM
FOAM SYSTEM: PNEUMAX CARS PLATINUM 200P

THIS DRAWING IS A GENERAL
CONFIGURATION AND MAY NOT
BE USED FOR CONSTRUCTION.
CONTRACT SPECIFICATIONS SHALL
PREVAILE OVER DRAWING.

CUSTOMER APPROVAL:

NAME: _____
TITLE: _____
DATE: _____

DATE	REVISION DESCRIPTION	APPROVED
01/14/22	PRELIMINARY	ZCC
01/14/22	REVISION DESCRIPTION	APPROVED

SALES ENGINEER: ZACK ZSCHULKE
GSO 11662

